

WIRING DIAGRAMS

Article Text

1990 Toyota Cressida

For Electronics & Computers El Camino Real Santa Clara CA 95051

Copyright © 1997 Mitchell International

Thursday, November 19, 1998 08:38PM

ARTICLE BEGINNING

1990 WIRING DIAGRAMS

Toyota

Cressida

COMPONENT LOCATION MENU

COMPONENT LOCATIONS TABLE

Component	Figure No. (Location)
A/C COMP CLUTCH	8 (B 31)
A/C COMP CLUTCH RLY	8 (B 31)
A/C CONDENSER FAN RLY	8 (A 31)
A/C DUAL PRES SW	8 (C 31)
A/C FUSE	8 (E 32)
A/C HIGH PRES SW	8 (A 31)
A/C POWER TRANSISTOR	8 (A 28)
A/C SYSTEM AMP	7 (A-B 27)
A/T INDICATOR SWITCH	10, 11 (E 39, E 42)
ABS SYSTEM	6 (A-B 20-23)
AIR VENT MODE CTRL SERVO MOTOR	7 (C-E 27)
AIRFLOW METER	2 (A 10)
ALTERNATOR	1 (C 3)
AUTO ANTENNA MOTOR/RELAY	14 (B-C 52)
AUTO SHOULDER BELT CB	9 (D-E 35)
AUTO SHOULDER BELT DIODE	9 (D 35)
AUTO SHOULDER BELT SYSTEM	8 (D-E 28-31)
BATTERY	1 (A 2)
BLOWER CONTROL RELAY	8 (C 28)
BLOWER RESISTOR	8 (B 28)
BRAKE FLUID LEVEL SWITCH	10, 11 (A 39, A 43)
CHECK CONNECTOR	3 (D-E 11)
CIG LIGHTER	12 (A 47)
CIRCUIT OPENING RELAY	3 (A 9)
CLOCK	12 (B 47)
COLD START INJECTOR	1 (C 3)
COMBINATION SWITCH	9 (A-C 32)
CRUISE CONTROL SWITCH	9 (A 32)
CRUISE CONTROL SYSTEM	6 (D-E 20-23)
DEFOG RELAY	4 (C 13)
DEFOG GRID	14 (A 54)
DEFOG SWITCH	12 (A 44-45)
DIR FLASHER	9 (C 35)
DISTRIBUTOR	3 (E 9-10)
DOOR COURTESY LIGHTS	12 (E 44, D 47)
DOOR COURTESY SWITCH	12 (E 47)
DOOR KEY CYL LT/OUTSIDE HANDLE SW	12 (D 47)
DOOR KEY LOCK/UNLOCK SWITCH	13 (B-C 51)
DOOR LOCK CB	9 (E 35)

WIRING DIAGRAMS

Article Text (p. 2)

1990 Toyota Cressida

For Electronics & Computers El Camino Real Santa Clara CA 95051

Copyright © 1997 Mitchell International

Thursday, November 19, 1998 08:38PM

DOOR LOCK CTRL RELAY	13	(A 48-49)
DOOR LOCK CTRL SW	13	(A 48, B 49)
DOOR LOCK/UNLOCK SWITCH	8	(C 28, E 28)
ECT PATTERN SELECT SWITCH	10, 11	(E 38, A 43)
EFI MAIN RELAY	2	(C 6)
EXTRA HIGH SPEED RELAY	8	(B 28)
FRONT DOOR LOCK MOTORS	13	(C-D 51)
FUEL PUMP RELAY	3	(A 10)
FUSE LINK BOX	2	(A-B 5-6)
HAZARD SW	9	(B 35)
HEADLT RELAY	2	(B-C 6)
HEATER CB	9	(E 32)
HEATER CONTORL SWITCH	7	(A-E 24-25)
HEATER RELAY	9	(E 32)
HORN RELAY	2	(B 6)
HORN SWITCH	9	(B 32)
IGN COIL W/IGNITER	3	(E 9)
IGNITION SW	5	(A 19)
INST CLUSTER (ANALOG)	10	(E 36)
INST CLUSTER (DIGITAL)	11	(E 40)
INTEGRATION RELAY	5	(B-C 18)
INTERIOR LTS	12	(B-C 44)
J1 JUNCTION CONN	12	(E 45-46)
J2 JUNCTION CONN	2	(E 5-6)
J3 JUNCTION CONN	12	(A 45-46)
JUNCTION BLOCK #1 (J/B #1)	4, 5	(B-D 13-18)
JUNCTION BLOCK #2 (J/B #2)	2	(A-D 5-6)
LIGHT CONTROL SWITCH	9	(B-C 32)
LIGHT FAILURE SENSOR	14	(C 54)
LUGGAGE COMPT LIGHT	12	(E 44)
MIRROR HEATERS	14	(D 55)
MOONROOF CONTROL COMPUTER	14	(C-D 52)
O/D MAIN SW	12	(B 44)
POWER MAIN RELAY	9	(E 35)
POWER SEAT CONTROL SWITCH	14	(A 52-53)
POWER WINDOW MASTER SW	13	(E 48-50)
PROGRESSIVE P/S COMPUTER (PPS)	6	(C-D 23)
RECIRC/FRESH CTRL SERVO MOTOR	7	(E 25-26)
RELAY BLOCK #3 (R/B #3)	9	(C-E 35)
RELAY BLOCK #4 (R/B #4)	9	(C-E 32)
REMOTE CTRL MIRRORS SWITCH	14	(E 52)
RHEOSTAT	12	(C 47)
SHIFT LOCK CTRL COMPUTER	6	(C-D 20)
START INJECTOR TIME SW	1	(B 3)
STARTER	1	(A 3)
STARTER CUT RELAY	8	(C 31)
STARTER RELAY	9	(D 35)
STOP LIGHT SWITCH	6	(E 20-21)
TAILLIGHT RELAY	4	(C 13)
TCCS DIODE	9	(D 35)
TDCL CHECK CONN	3	(A-B 11)
THEFT DETERRENT	9	(E 35)
THEFT DETERRENT COMPUTER	13	(A-B 51)

WIRING DIAGRAMS

Article Text (p. 3)

1990 Toyota Cressida

For Electronics & Computers El Camino Real Santa Clara CA 95051

Copyright © 1997 Mitchell International

Thursday, November 19, 1998 08:38PM

WIPER CONTROL RELAY	9 (A 35)
WIPER MOTOR	1 (E 3)
WIPER/WASHER SWITCH	9 (A-B 32)

WIRING DIAGRAMS

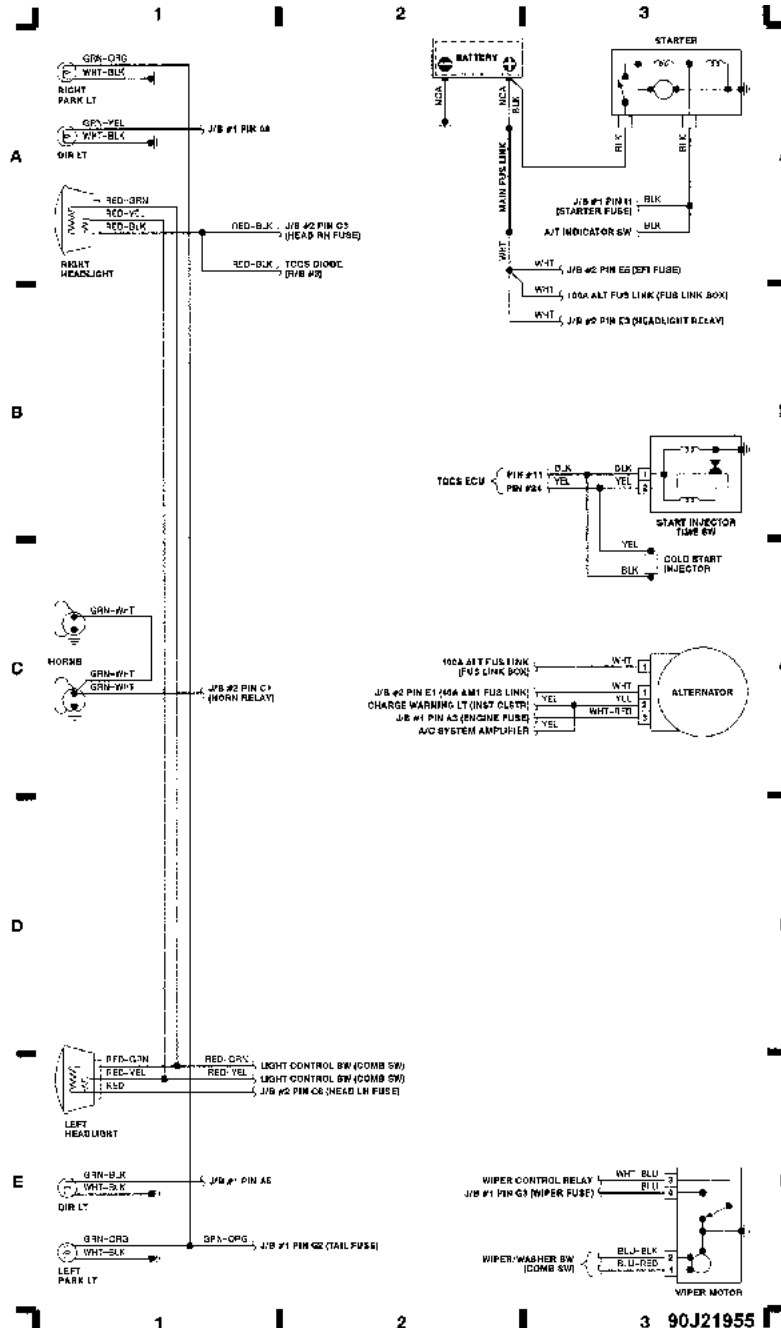


Fig. 1: Engine Compartment & Headlights (Grid 1-3)

WIRING DIAGRAMS

Article Text (p. 4)

1990 Toyota Cressida

For Electronics & Computers El Camino Real Santa Clara CA 95051

Copyright © 1997 Mitchell International

Thursday, November 19, 1998 08:38PM

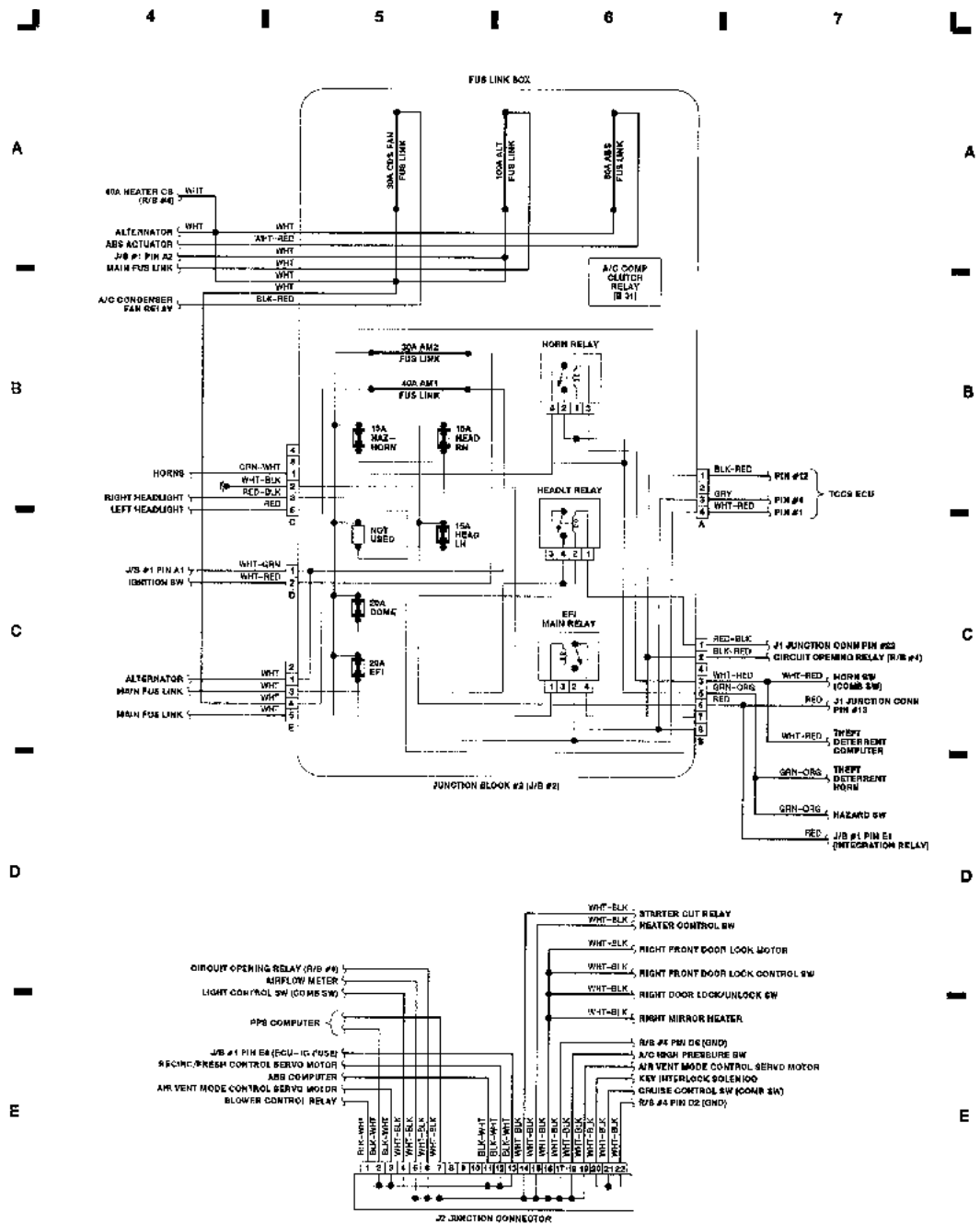


Fig. 2: Junction Block #2 (J/B #2), J2 Conn (Grid 4-7)

WIRING DIAGRAMS

Article Text (p. 5)

1990 Toyota Cressida

For Electronics & Computers El Camino Real Santa Clara CA 95051

Copyright © 1997 Mitchell International

Thursday, November 19, 1998 08:38PM

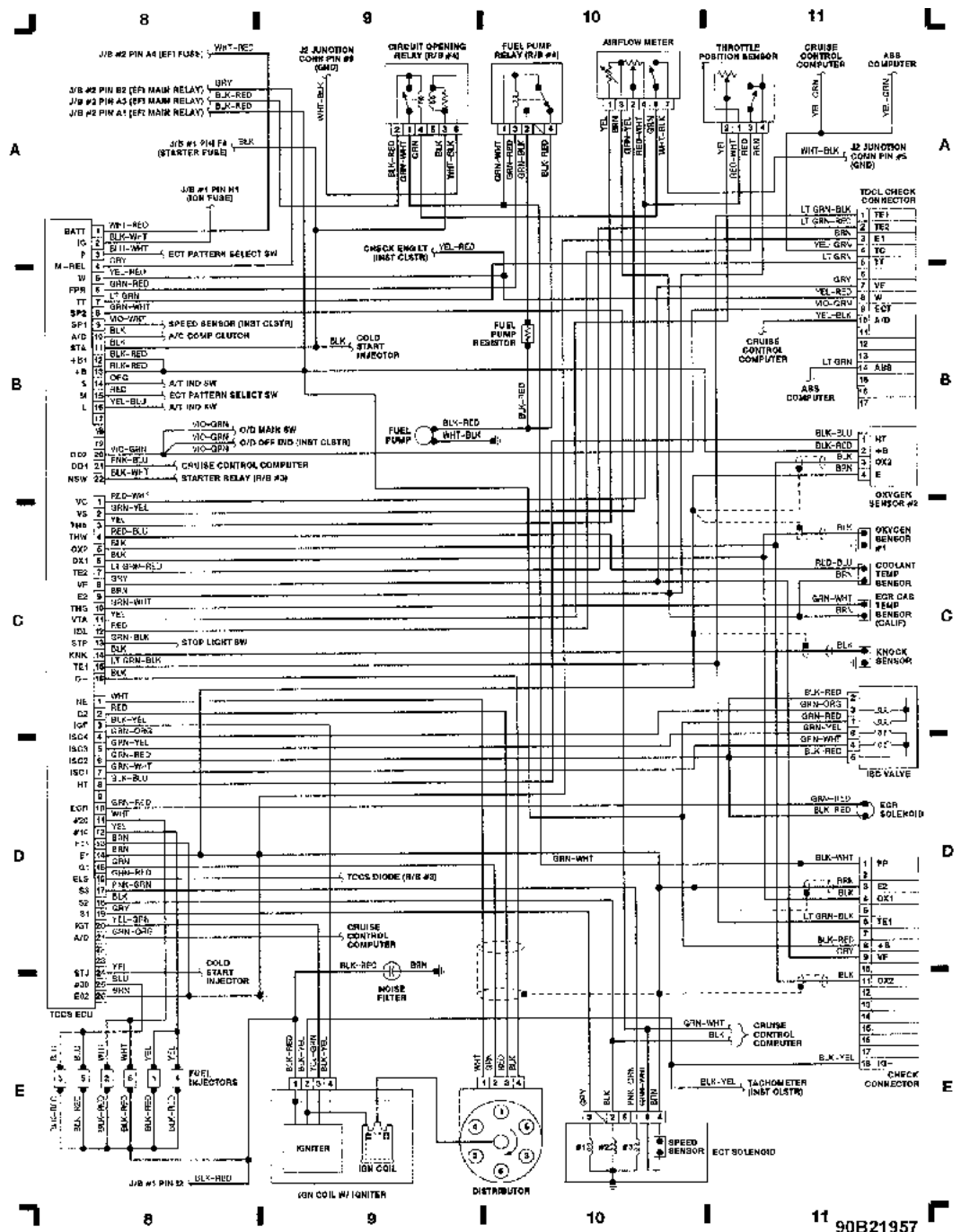


Fig. 3: Computer Engine Control (Grid 8-11)

11 90B21957

WIRING DIAGRAMS
Article Text (p. 6)
 1990 Toyota Cressida
 For Electronics & Computers El Camino Real Santa Clara CA 95051
 Copyright © 1997 Mitchell International
 Thursday, November 19, 1998 08:38PM

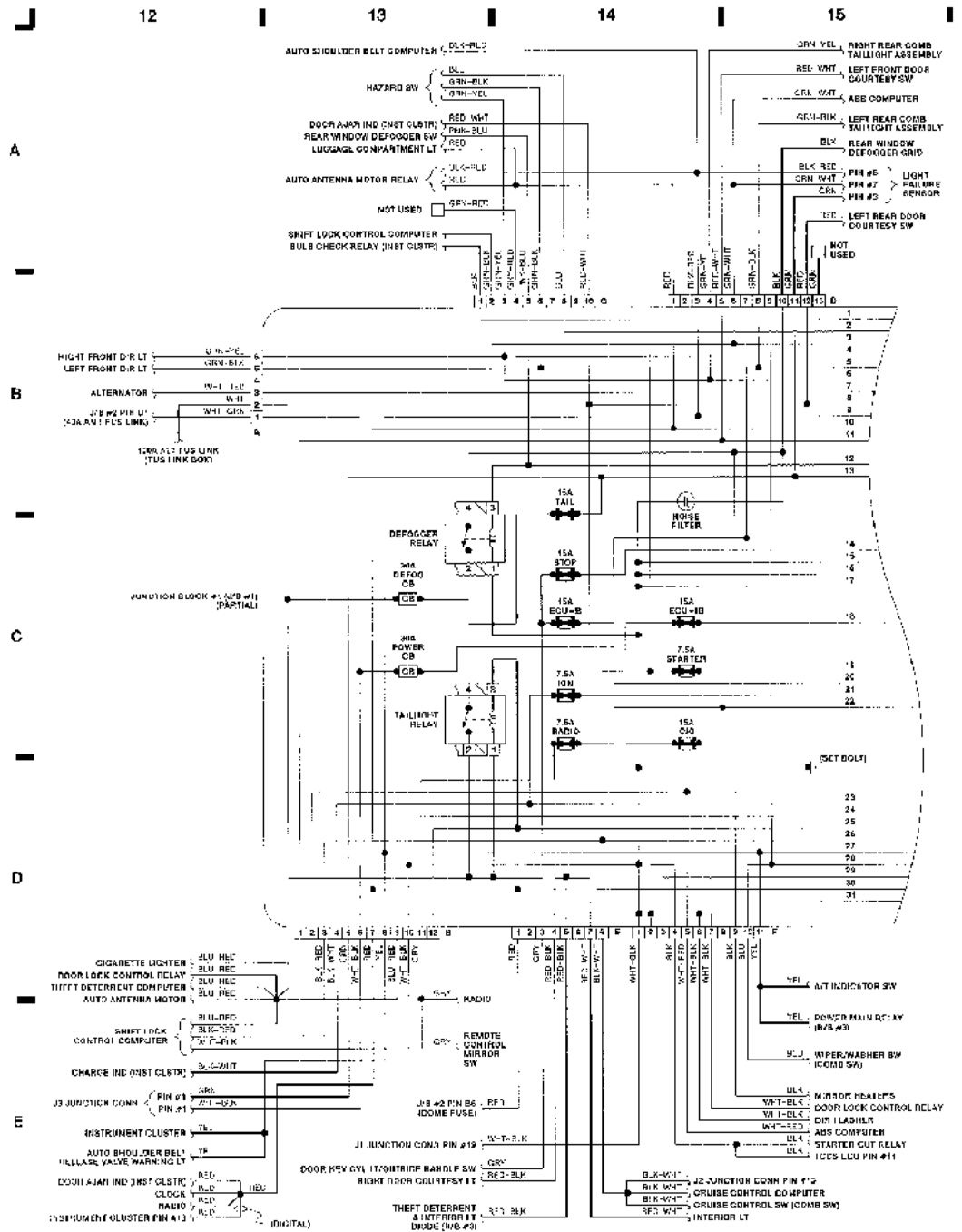


Fig. 4: Junction Block #1 (J/B #1 Partial) (Grid 12-15)

WIRING DIAGRAMS

Article Text (p. 7)

1990 Toyota Cressida

For Electronics & Computers El Camino Real Santa Clara CA 95051

Copyright © 1997 Mitchell International

Thursday, November 19, 1998 08:38PM

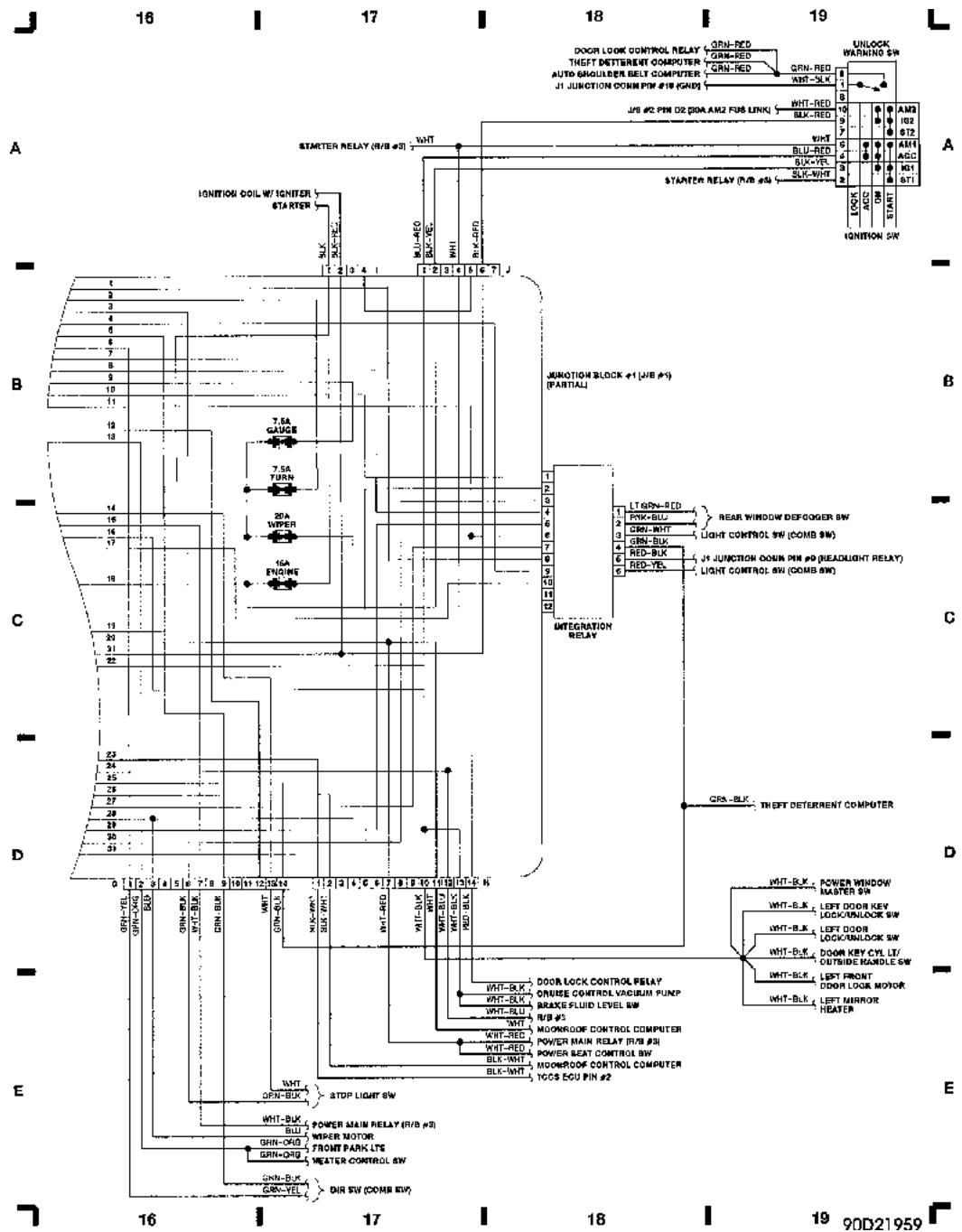


Fig. 5: Junction Block #1 (J/B #1 Cont) (Grid 16-19)

WIRING DIAGRAMS

Article Text (p. 8)

1990 Toyota Cressida

For Electronics & Computers El Camino Real Santa Clara CA 95051

Copyright © 1997 Mitchell International

Thursday, November 19, 1998 08:39PM

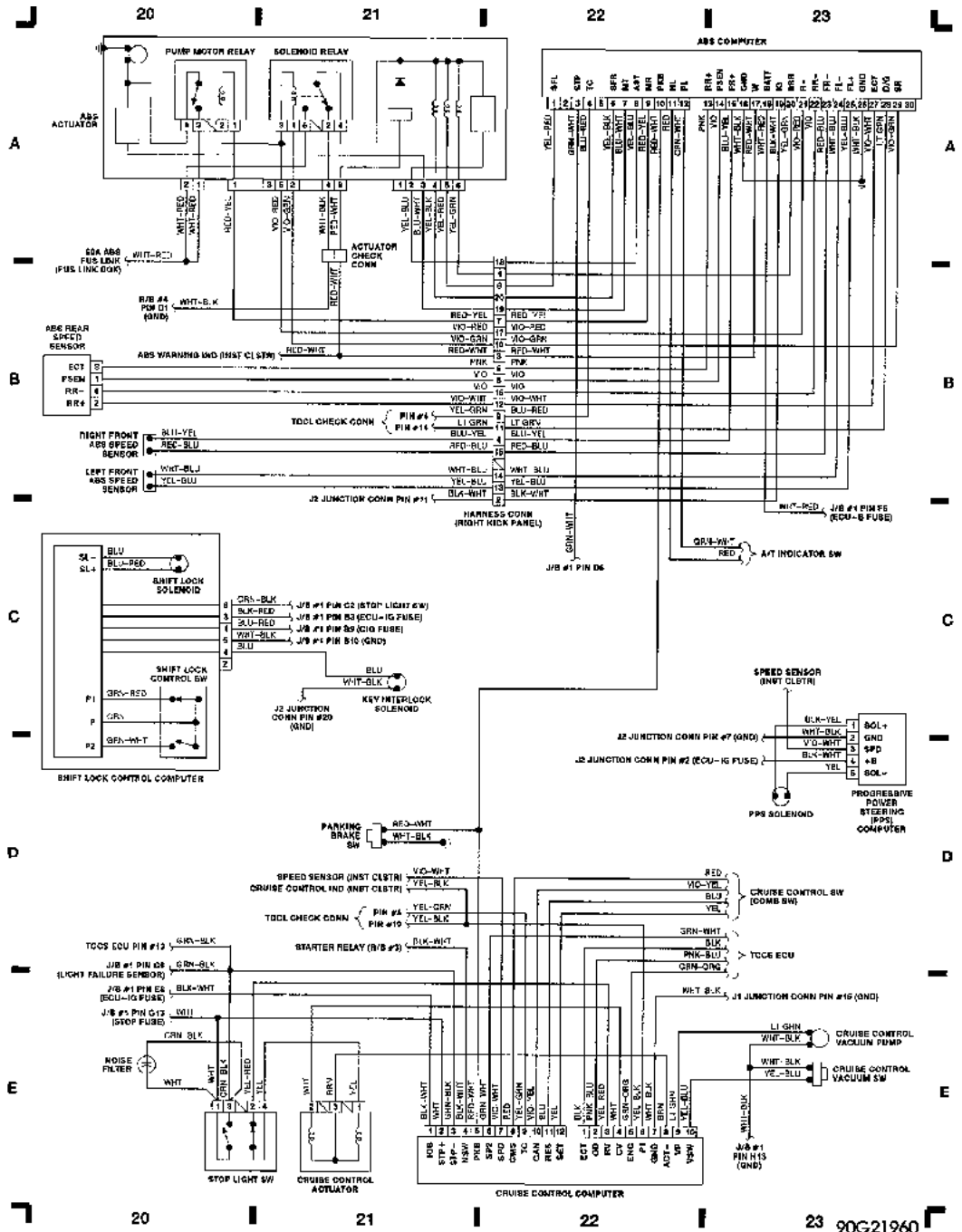


Fig. 6: ABS, Cruise Control, Shift Lock (Grid 20-23)

23 90G21960

WIRING DIAGRAMS

Article Text (p. 9)

1990 Toyota Cressida

For Electronics & Computers El Camino Real Santa Clara CA 95051

Copyright © 1997 Mitchell International

Thursday, November 19, 1998 08:39PM

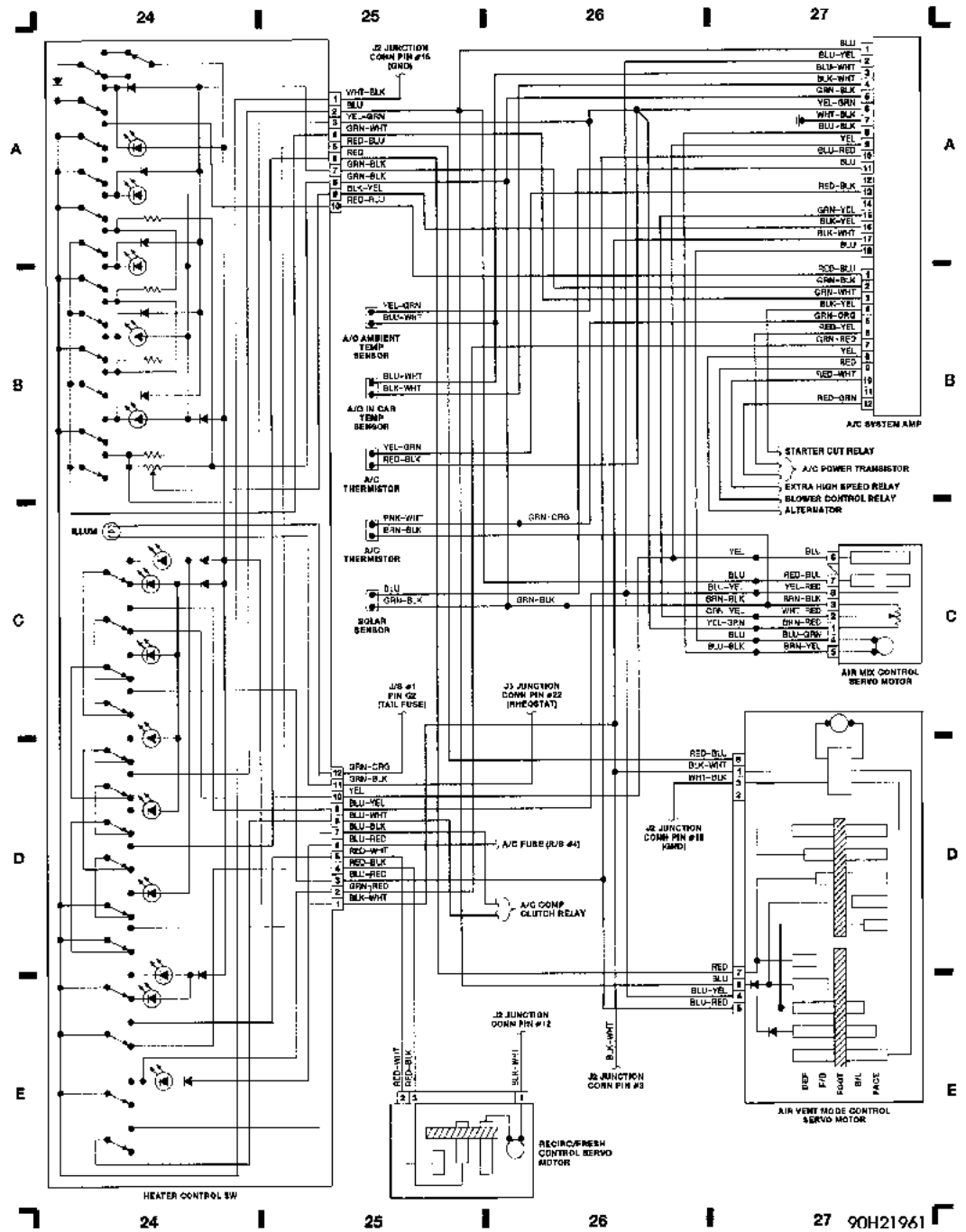


Fig. 7: A/C & Heater (Grid 24-27)

WIRING DIAGRAMS
Article Text (p. 12)
 1990 Toyota Cressida
 For Electronics & Computers El Camino Real Santa Clara CA 95051
 Copyright © 1997 Mitchell International
 Thursday, November 19, 1998 08:39PM

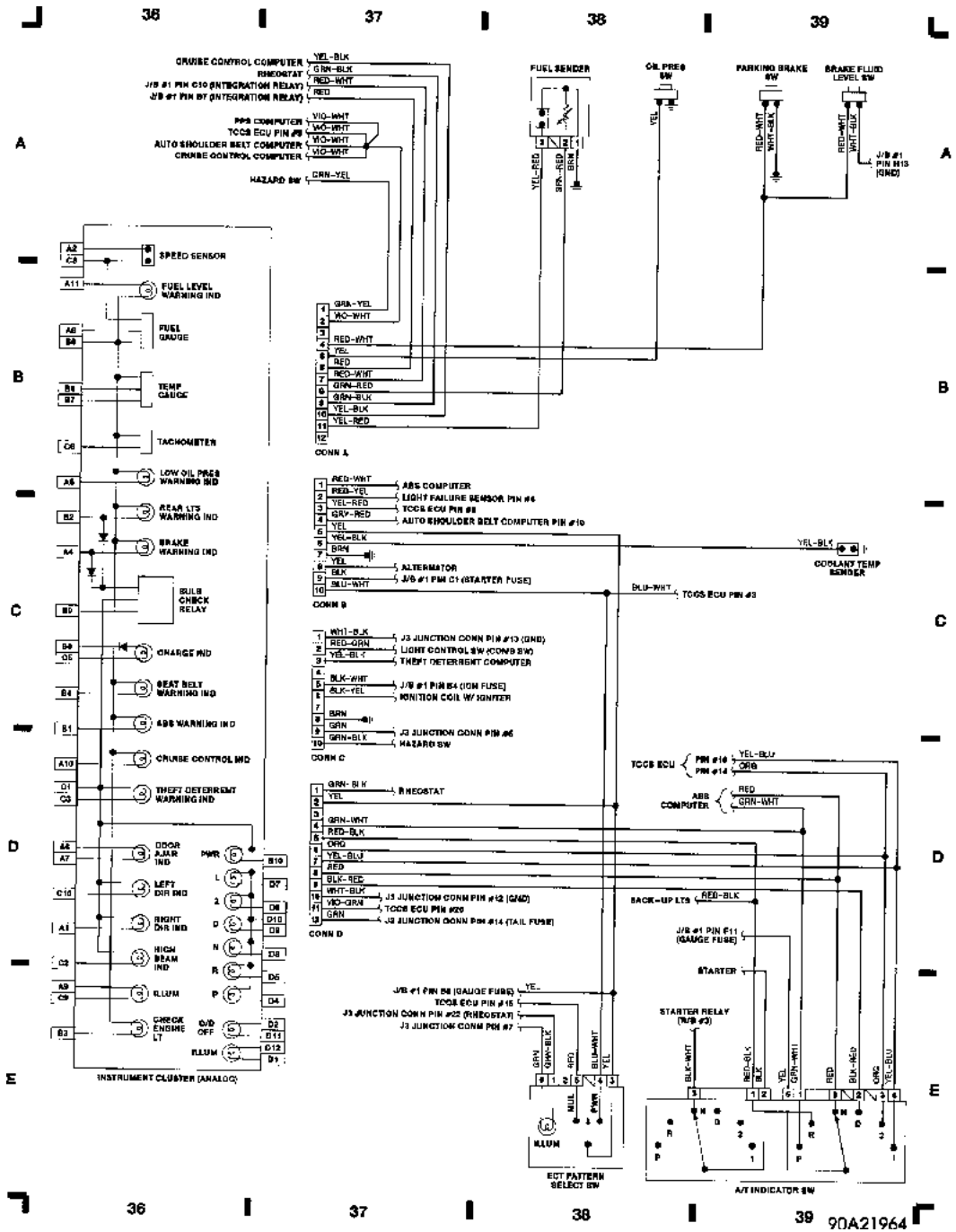


Fig. 10: Instrument Panel (Analog) (Grid 36-39)

WIRING DIAGRAMS

Article Text (p. 14)

1990 Toyota Cressida

For Electronics & Computers El Camino Real Santa Clara CA 95051

Copyright © 1997 Mitchell International

Thursday, November 19, 1998 08:39PM

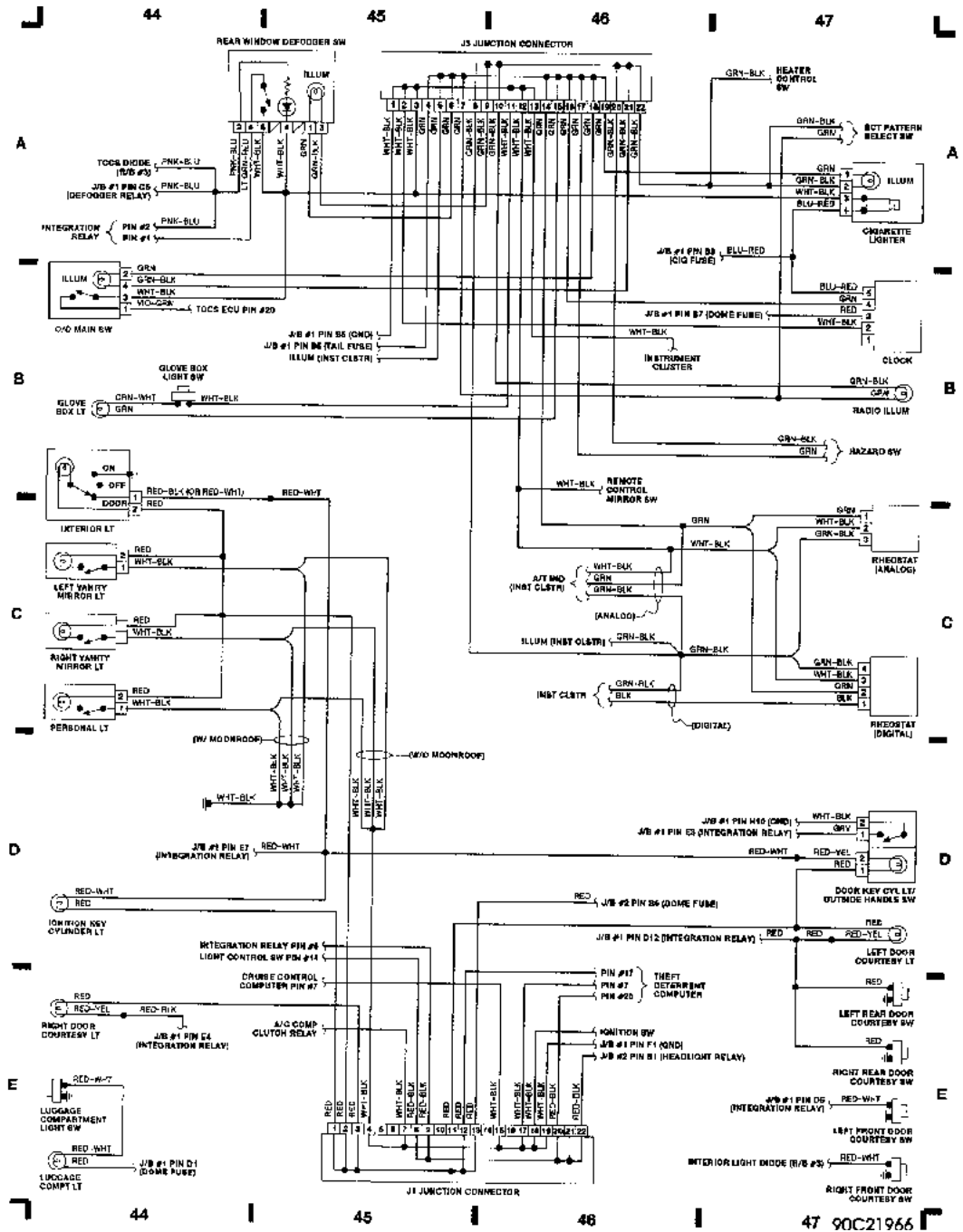


Fig. 12: Interior Light, J1 & J3 Conn (Grid 44-47)

47 90C21966

WIRING DIAGRAMS

Article Text (p. 15)

1990 Toyota Cressida

For Electronics & Computers El Camino Real Santa Clara CA 95051

Copyright © 1997 Mitchell International

Thursday, November 19, 1998 08:39PM

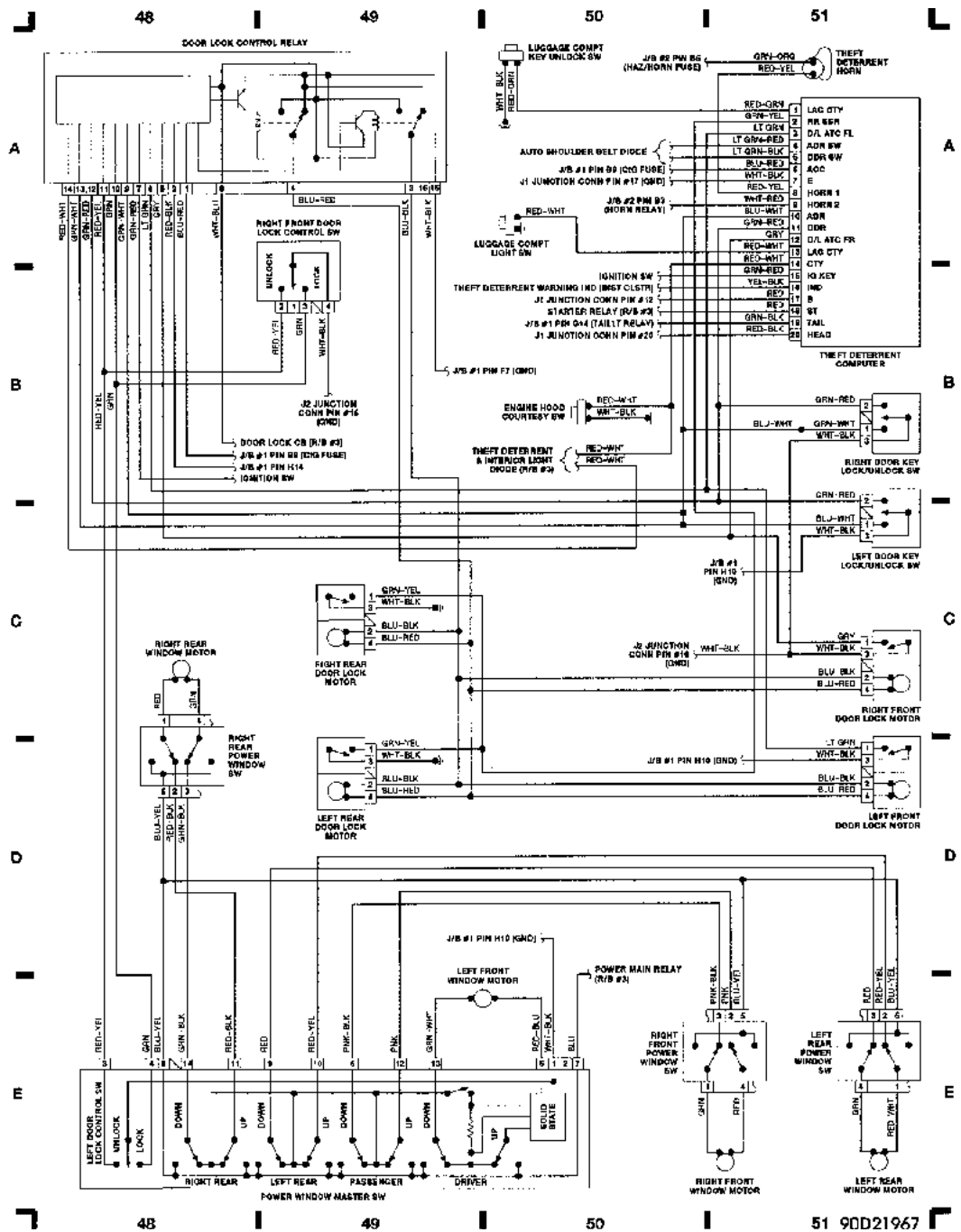


Fig. 13: Power Door/Windows, Theft Deterrent (Grid 48-51)

WIRING DIAGRAMS

Article Text (p. 16)

1990 Toyota Cressida

For Electronics & Computers El Camino Real Santa Clara CA 95051

Copyright © 1997 Mitchell International

Thursday, November 19, 1998 08:39PM

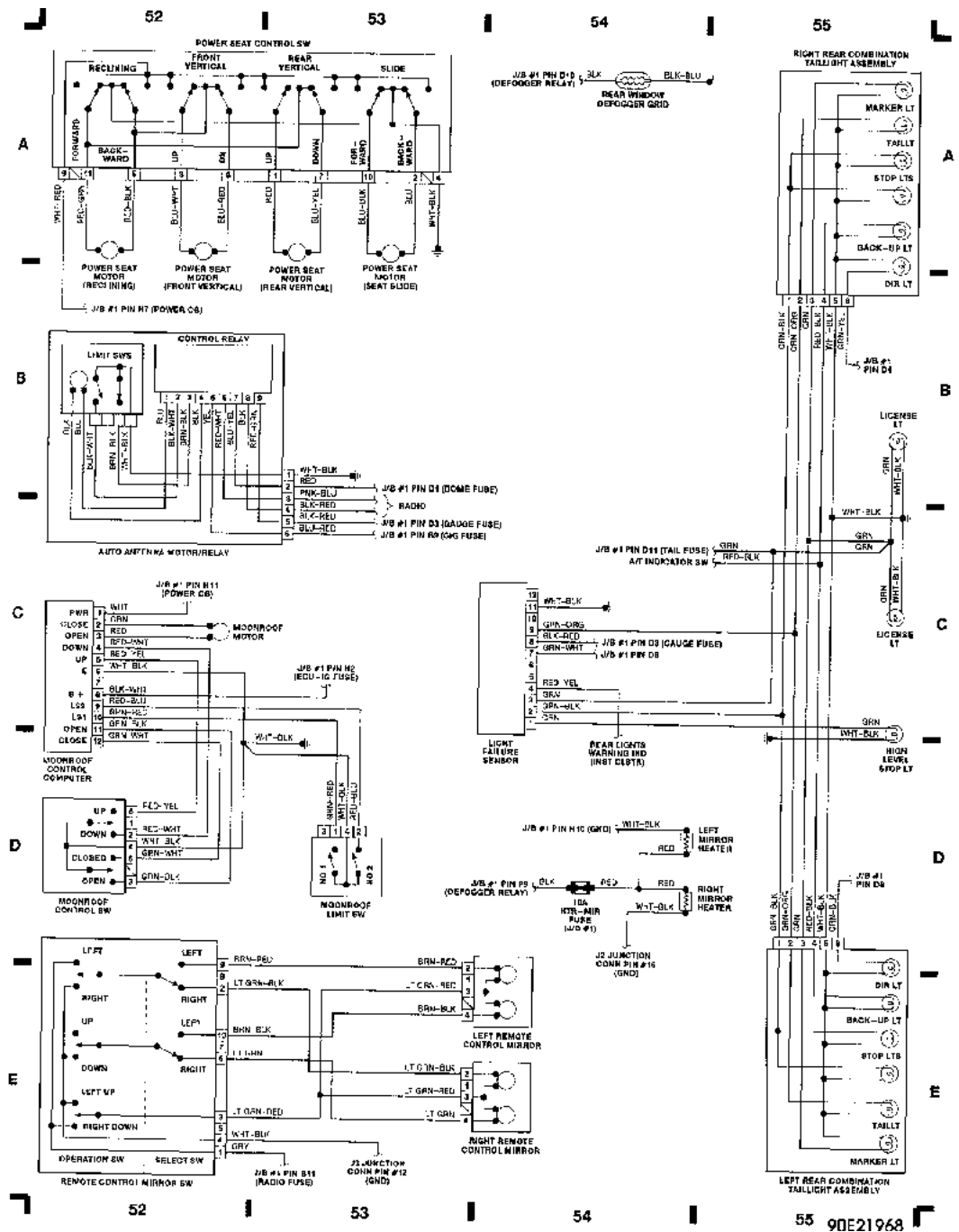


Fig. 14: Power Seat/Mirror, Moonroof, Taillights (Grid 52-55)

END OF ARTICLE