

Sunday, 13 August 2006

This is TypeIt4Me 3.0.1 with the following changes:

1. Made a change to prevent space trigger ending up before the expanded text when CopyPaste is active;
2. When defining a clipping as rich text, the font now defaults to Helvetica, mainly so that Italics is available as a choice in the Format/Font menu;
3. Changed label to Rich/Pictures to make it clearer how to create clippings containing pictures;
4. The About TypeIt4Me dialog now correctly displays the registered user's name straight after entering the licence code;
5. TypeIt4Me no longer crashes when you launch it for the very first time and you answer cancel to its prompt to create a first clippings file (at least one user did and reported it);
6. Added User Guide and corrected several typos in the French localized version (Mactylo) ;
7. Added a few missing localized strings in French, German & Italian, e.g. newabb, newclipping;
8. Fixed problem with choice of triggers affecting non-English versions (French, German, Italian);
9. You can now use Open File... to convert SpellCatcher abbreviations saved as XML;
10. Fixed a bug, reported by Jerry, which would strike when calling Add a clipping whilst in an application which has a specific clippings file associated with it.

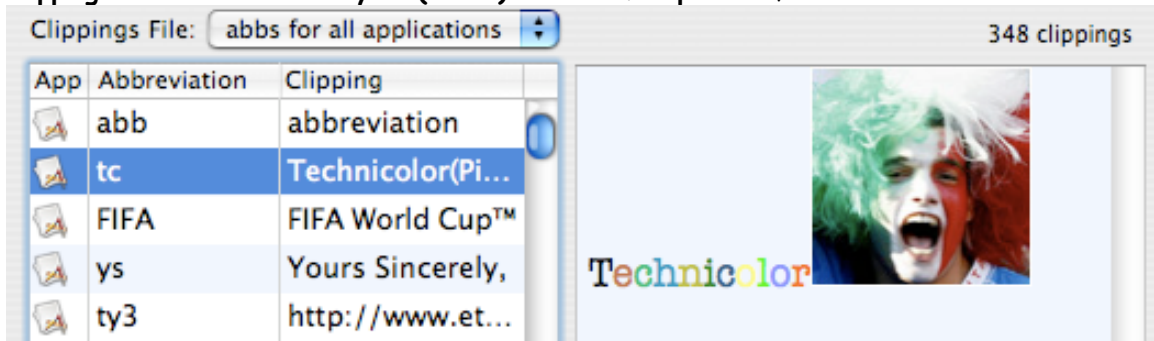
Saturday, July 22, 2006

This is TypeIt4Me 3.0, a major upgrade from version 2.3 of January 2006.

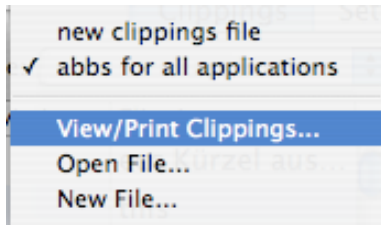
Q: What can 3.0 do that 2.3 could not?

A:

- It's a Universal Binary, so it also works on Intel Macs.
 - It sports an entirely new User Interface written in Cocoa.
 - It adds many new features compared to 2.3, including:
1. **Clippings can now contain styled ("rich") text and/or pictures;**



2. **Expansion can now occur WITHOUT requiring a delimiter/trigger;**
3. **Any single abbreviation** can now be associated to expand only within a specific application (this is in addition to the 2.3 feature of associating entire abbreviation files to specific applications);
4. **You can now embed or nest clippings within clippings;**
5. **View/Print Clippings** allows you to print a nicely formatted list of all your clippings;



6. **Open File... can now import** "snippets" from TextExpander files and "abbreviations" from Typinator files, allowing you to upgrade to TypeIt4Me without having to re-enter your abbreviations; registered users can request a VBA script allowing them to convert their MSWord Autocorrect entries to TypeIt4Me format;
7. **Improved Add a Clipping** with a resizable window that handles RTF, RTFD and various picture formats from the Clipboard;
8. **You can define your own hot keys** for Add a Clipping, Edit Clippings and Pause/Resume;
9. **You can specify where the cursor** should be placed in the expanded text;
10. **You can have the contents of the Clipboard inserted** as part of the expanded text;
11. **You are no longer limited** to 2,700 abbreviation/clippings per file.

Q: I'm a registered user, is this a free upgrade?

A: If you registered - or last paid for an upgrade - after 1 July 2005, yes, otherwise, it's US\$9. If you never registered, you can buy it now for US\$27, see:
<http://homepage.mac.com/rettore/ty2/purchase.htm>

Q: Can I run both 3.0 and 2.3 at the same time?


A: NO, if you have TypeIt4Me 2.x installed, you will need to disable it while you try out 3.0 otherwise you'll get strange results and double expansion!

Q: How do I disable TypeIt4Me 2.x?

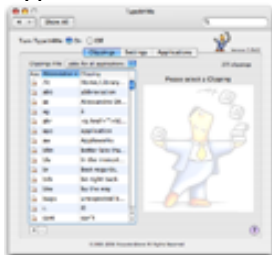
A: To disable the old 2.x version, move TypeIt4Me.component out of either /Library/Components or Home/Library/Components and restart your Mac. Do NOT remove the old TypeIt4Me Prefs and TypeIt4Me data file. TypeIt4Me 3.0 will then be able to convert your abbreviations automatically to the new file format. No worries if you have moved them, simply use Open File... to locate a TypeIt4Me 2.x format file and you will be prompted to save it in the new 3.0 format.

Q: Do I need to activate TypeIt4Me 3.0 using International?

A: NO, TypeIt4Me 3.0 is NO longer accessed via the International menu.

It is now a background application, which displays a new icon  elsewhere in the menubar, independent of the keyboard icon (the one that shows a flag).

TypeIt4Me 3.0 is now packaged as a System Preferences panel:

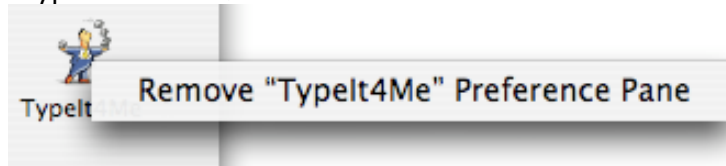


through which you can:

- edit abbreviations and the text and/or pictures they expand to (now called "clippings")
- make a number of choices in the Settings tab
- decide if in a particular application TypeIt4Me should expand different abbreviations than those available generally
- decide if TypeIt4Me should NOT expand at all in a particular application.

Q: How do I remove TypeIt4Me 3.0 if I decide not to keep it?

A: Simply ctrl-click on the TypeIt4Me icon in System Preferences and select Remove "TypeIt4Me" Preference Pane:



Alternatively, move TypeIt4Me.prefPane out of either /Library/PreferencePanes or Home/Library/PreferencePanes (which location depends on what you chose when first installing it).

During a seven-month cycle of private and public beta testing, preceding this "golden master" release, 31 beta versions provided fixes for unexpected behaviour (alright: bugs! <GRIN>) reported by testers. While most known issues have now been fixed, it is still possible that problems remain, such is the nature of software.

Please report any problems (or indeed suggestions/comments) by emailing TypeIt4Me3.0b@mac.com

Here's hoping to add you soon to my growing list of satisfied users.

Best regards,
Riccardo Ettore
<http://www.typeit4me.com>