

PhyzJob: Ray Tracing part 1

Images in a Converging Mirror



INSTRUCTIONS: Determine the location and size of the image by means of a ray diagram. Use *any* two principal rays to locate the image. Draw the image and indicate whether it is erect or inverted, enlarged or reduced, real or virtual (consult the phyzguide for clarification).

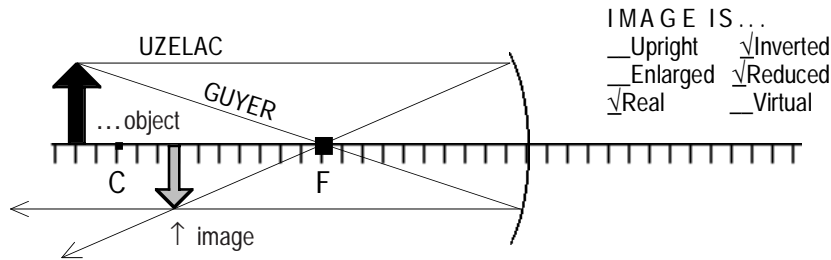


IMAGE IS...
 Upright Inverted
 Enlarged Reduced
 Real Virtual

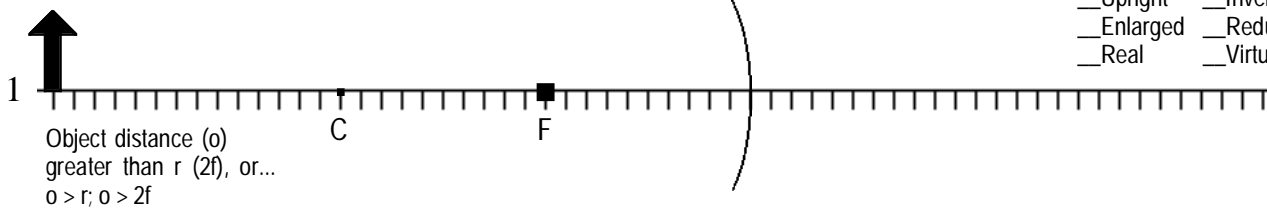


IMAGE IS...
 Upright Inverted
 Enlarged Reduced
 Real Virtual



IMAGE IS...
 Upright Inverted
 Enlarged Reduced
 Real Virtual



IMAGE IS...
 Upright Inverted
 Enlarged Reduced
 Real Virtual

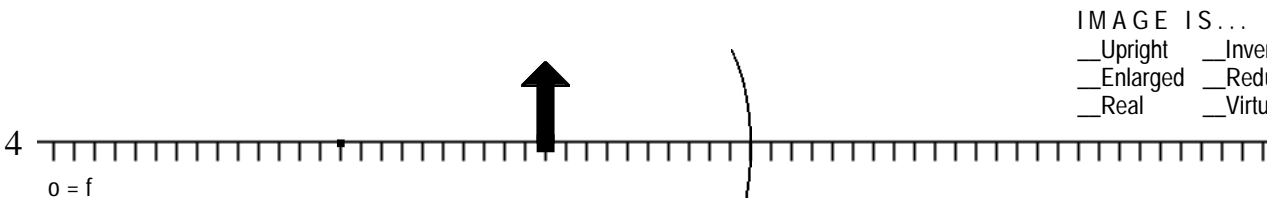


IMAGE IS...
 Upright Inverted
 Enlarged Reduced
 Real Virtual

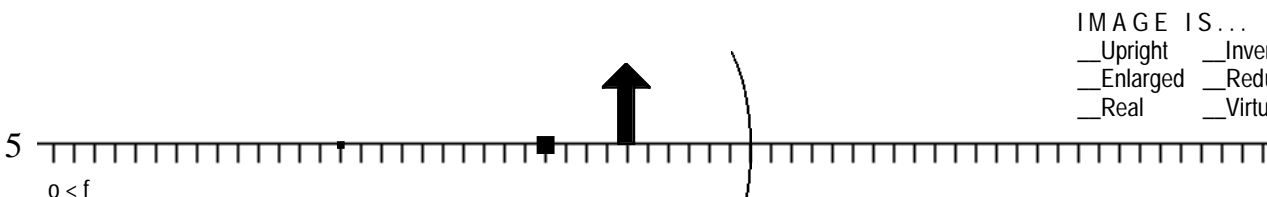


IMAGE IS...
 Upright Inverted
 Enlarged Reduced
 Real Virtual