

Evaluation Plan Survey 09

Respondents: 184 displayed, 184 total Status: Closed
 Launched Date: 04/06/2009 Closed Date: 04/16/2009

1. Please check your tenure status.

		Response Total	Response Percent
Pre-Tenured		38	21%
Tenured		124	67%
Non-Tenured		22	12%
Total Respondents		184	


2. Do you feel you have a good understanding of the overall Evaluation System and its various plans and components?

		Response Total	Response Percent
Yes		165	90%
No		19	10%
Total Respondents		184	

3. If you responded "No" to number 2, what kind of additional training would you like to receive?

Total Respondents	18
(skipped this question)	166

4. Which of the three types of evaluation plans that are available under our evaluation system have you used?

		Response Total	Response Percent
Plan 1 - One-year cycle using the clinical supervision model		86	47%
Plan 2 - Two-year cycle using an evaluation alternative		129	70%
Plan 3 - One-year cycle using a remediation plan		2	1%
Total Respondents		184	








5. Our Evaluation System was designed to promote professional growth, and to foster better communication between you and your supervisor. Do you feel that has happened?

		Response Total	Response Percent
Yes		140	76%
No		44	24%
Total Respondents		184	

6. If you responded "No" to number 5, please comment.

Total Respondents	45
(skipped this question)	139

7. Which of the following have been used as part of your evaluation process? Check all that apply.

		Response Total	Response Percent
Goal-Setting Form		182	99%
Dialogue Form		86	47%
Summative Evaluation Form		160	87%
Self-Reflection Continuum		134	73%
Professional Artifacts Collection		78	42%
Administrative Expectation Form		8	4%
Other, please specify		6	3%
		Total Respondents	184

8. Do you have any comments about the Dialogue Form, Summative Evaluation Form, or Administrative Expectation Form?

Total Respondents	46
(skipped this question)	138




9. Have you found the Goal-Setting process to be beneficial?

		Response Total	Response Percent
Yes		146	79%
No		35	19%
Be sure to ALSO CHECK THIS BOX to add any comments, otherwise they will NOT be recorded.		28	15%
		Total Respondents	184











10. Have you found using the Self-Reflection Continuum to be beneficial?

		Response Total	Response Percent
Yes		122	66%
No		59	32%
Be sure to ALSO CHECK THIS BOX to add any comments, otherwise they will NOT be recorded.		31	17%
		Total Respondents	184

11. Have you used a collection of professional artifacts in your evaluation discussions with your supervisor?

		Response Total	Response Percent
Yes		100	54%
No		84	46%
Be sure to ALSO CHECK THIS BOX to add any comments, otherwise they will NOT be recorded.		6	3%
Total Respondents		184	

12. Have you used any of the Evaluation Activities under Plan 2? Check all that apply.

		Response Total	Response Percent
Peer Coaching		40	26%
Action Research		15	10%
Self-Assessment Through Videotaping		12	8%
Graduate Course Work		75	49%
Development of Teaching Materials/Instructional Units/Programs		67	44%
Workshops		64	42%
National Board Certification		13	9%
Clinical Observation		62	41%
Staff Proposed Activity		12	8%
Other, please specify		12	8%
Total Respondents		152	
(skipped this question)		32	

13. For those of you who have used Plan 2, have you found the Evaluation Activities to be beneficial?

		Response Total	Response Percent
Yes		115	88%
No		13	10%
Be sure to ALSO CHECK THIS BOX to add any comments, otherwise they will NOT be recorded.		17	13%
Total Respondents		130	
(skipped this question)		54	

14. Do you feel that the Domains that are part of our Evaluation Criteria and Self-Reflection Continuum address all areas of the evaluation process?

		Response Total	Response Percent
Yes		163	89%
No		20	11%

Be sure to ALSO CHECK THIS BOX to add any comments, otherwise they will NOT be recorded.	10	5%
Total Respondents		184

15. Do you feel that you and your supervisor have a good understanding of the evaluation process and are able to implement it successfully?

	Response Total	Response Percent
Yes	158	86%
No	21	11%
Be sure to ALSO CHECK THIS BOX to add any comments, otherwise they will NOT be recorded.	19	10%
Total Respondents		184

16. Do you feel that the evaluation process is a positive experience for professional growth?

	Response Total	Response Percent
Yes	159	86%
No	23	12%
Be sure to ALSO CHECK THIS BOX to add any comments, otherwise they will NOT be recorded.	18	10%
Total Respondents		184

17. Please list any positive comments you have to share about the District 25 evaluation process and/or forms.

Total Respondents	49
(skipped this question)	135

18. Please list any suggestions for improving the District 25 evaluation process and/or forms.

Total Respondents	38
(skipped this question)	146