



Shot name: _____
 Shot location: _____
 Shot number: _____
 Notes: _____



Shot name: _____
 Shot location: _____
 Shot number: _____
 Notes: _____



Shot name: _____
 Shot location: _____
 Shot number: _____
 Notes: _____


Project Name: _____

notes: _____


* It's good practices to label your tapes, so that they don't get lost or mixed up, when it comes to capturing on the Mac.

* Give your self a few seconds at the start & end of the shot, so you can have room to edit in & out points.


* Pull across the REC tab if you don't want to record over your footage, as the end of shooting.




Shot name: _____
 Shot location: _____
 Shot number: _____
 Notes: _____



Shot name: _____
 Shot location: _____
 Shot number: _____
 Notes: _____



Shot name: _____
 Shot location: _____
 Shot number: _____
 Notes: _____



Shot name: _____
 Shot location: _____
 Shot number: _____
 Notes: _____

